
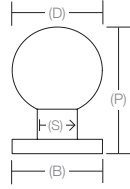

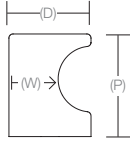



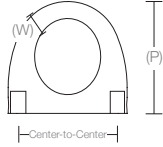
Globe Knob

 <p>(Back Plate Included)</p>		Product Code Dimension(D) Projection(P) Base Diameter(B) Stem Diameter(S)
		86152 1 1/8" 1 1/2" 1" 1/2"


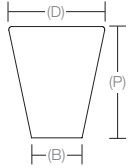
Finger Pull

		Product Code Dimension(D) Projection(P) Width(W)
		86150 7/8" 1" 5/8" 86151 1" 1 1/4" 5/8"


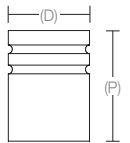
Ring Knob

 <p>(2 Screws are Included)</p>		Product Code Dimension C-to-C Projection(P) Width(W)
		86270 1" 1 1/4" 3/8"


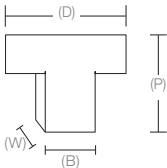
Cone Knob


		Product Code Dimension(D) Projection(P) Base Diameter(B)
		86261 1" 1 1/8" 1/2" 86262 1 1/8" 1 3/8" 5/8"


Metric Knob


		Product Code Dimension(D) Projection(P)
		86268 1" 1 1/8" 86269 1 1/8" 1 3/8"


Trail Knob

		Product Code Dimension(D) Projection(P) Base(B) Width(W)
		86271 2" 1 3/8" 3/8" 5/8"

Edge Pull	 (Back View) Overall Length Center-to-Center (P) (H) (I) (T)	Product Code	Dimension C-to-C	Overall Length	Projection(P)	Height(H)	Inner Projection(I)	Thickness(T)
		87160	1"	1 1/2"	1 3/4"	3/4"	1 1/4"	1/16"
87100	3"	4 1/4"	1 3/4"	3/4"	1 1/4"	1/16"		
87110	4"	5 1/4"	1 3/4"	3/4"	1 1/4"	1/16"		
87120	6"	7 1/4"	1 3/4"	3/4"	1 1/4"	1/16"		
87130	8"	9 1/4"	1 3/4"	3/4"	1 1/4"	1/16"		
87140	10"	11 1/4"	1 3/4"	3/4"	1 1/4"	1/16"		
87150	12"	13 1/4"	1 3/4"	3/4"	1 1/4"	1/16"		

Arch Pull	 Overall Length (P) Center-to-Center	Product Code	Dimension C-to-C	Overall Length	Projection(P)
		86153	3"	4 3/4"	1 1/8"
86154	3 1/2"	5 1/8"	1 1/8"		
86155	4"	5 5/8"	1 1/8"		
86251	6"	8 1/2"	1 1/4"		

Orbit Pull	 Overall Length (P) Center-to-Center	Product Code	Dimension C-to-C	Overall Length	Projection(P)
		86256	3"	3 3/8"	1"
86257	3 1/2"	3 7/8"	1"		
86258	4"	4 3/8"	1"		
86259	6"	6 3/8"	1"		
86260	10"	10 3/8"	1"		

Trail Pull	 Overall Length (P) Center-to-Center (W)	Product Code	Dimension C-to-C	Overall Length	Projection(P)	Width(W)
		86161	3"	3 5/8"	1 3/8"	1/2"
86162	3 1/2"	4 1/4"	1 3/8"	1/2"		
86163	4"	4 5/8"	1 3/8"	1/2"		
86272	5"	5 5/8"	1 3/8"	1/2"		
86164	6"	6 5/8"	1 3/8"	1/2"		
86165	8"	8 5/8"	1 3/8"	1/2"		
86273	10"	10 5/8"	1 3/8"	1/2"		
86166	12"	12 5/8"	1 3/8"	1/2"		
86274	16"	16 5/8"	1 3/8"	1/2"		
<i>Also available in Appliance Pulls:</i>						
86440	12"	13"	2"	1 1/16"		
86441	18"	19"	2"	1 1/16"		

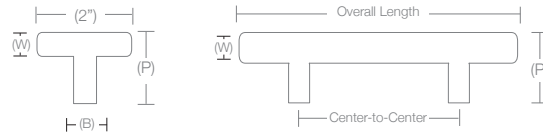
Brass Bar Knob & Pull



Product Code	Overall Length	Dimension C-to-C	Projection(P)	Base Diameter(B)	Bar Width(W)
86357	2"	N/A	1 1/4"	3/8"	1/2"
86358	5"	3"	1 1/4"	3/8"	1/2"
86359	5 1/2"	3 1/2"	1 1/4"	3/8"	1/2"
86360	6 1/2"	4"	1 1/4"	3/8"	1/2"
86361	7 1/2"	5"	1 1/4"	3/8"	1/2"
86362	8 1/2"	6"	1 1/4"	3/8"	1/2"
86363	10 1/2"	8"	1 1/4"	3/8"	1/2"
86364	12 1/2"	10"	1 1/4"	3/8"	1/2"
86365	14 1/2"	12"	1 1/4"	3/8"	1/2"
86366	18 1/2"	16"	1 1/4"	3/8"	1/2"
86367	26 1/2"	24"	1 1/4"	3/8"	1/2"

Also available in Appliance Pulls:

86351	15 1/4"	12"	2"	5/8"	3/4"
86352	21 1/4"	18"	2"	5/8"	3/4"



Brass Bar Knob (86357)

Brass Bar Pull

Trinity Pull



Product Code	Dimension C-to-C	Overall Length	Projection(P)	Width(W)
86263	3"	3 1/2"	1"	5/8"
86264	3 1/2"	4"	1"	5/8"
86265	4"	4 1/2"	1"	5/8"
86482	5"	5 1/2"	1"	5/8"
86266	6"	6 1/2"	1"	5/8"
86438	8"	8 1/2"	1"	5/8"
86267	10"	10 1/2"	1"	5/8"
86483	12"	12 1/2"	1"	5/8"

Also available in Appliance Pulls:

86444	13"	12"	1 3/4"	15/16"
86445	19"	18"	1 3/4"	15/16"

